



Soccer Champions Clinic

Creating Successful Set Pieces

Set Pieces

Kick Off

Offensive/Defensive Corner Kicks

Offensive/Defensive Long Throw Ins

Offensive/Defensive Free Kicks (inside shooting range)

Offensive/Defensive Free Kicks (outside shooting range)

Goal Kicks

Penalty Kicks

Kick Off

- What is the Objective?
 - ▣ Possession?
 - ▣ Mentality, set the tone –
Serve in and pressure?
 - ▣ Create Scoring Chance?



Defensive Corner Kicks

- Organization
 - ▣ Send best headers forward
 - ▣ Keep players back – maintain balance
 - ▣ Avoid counter attack
- Communication
 - ▣ Limited
 - ▣ Game Management



Defensive Corner Kicks

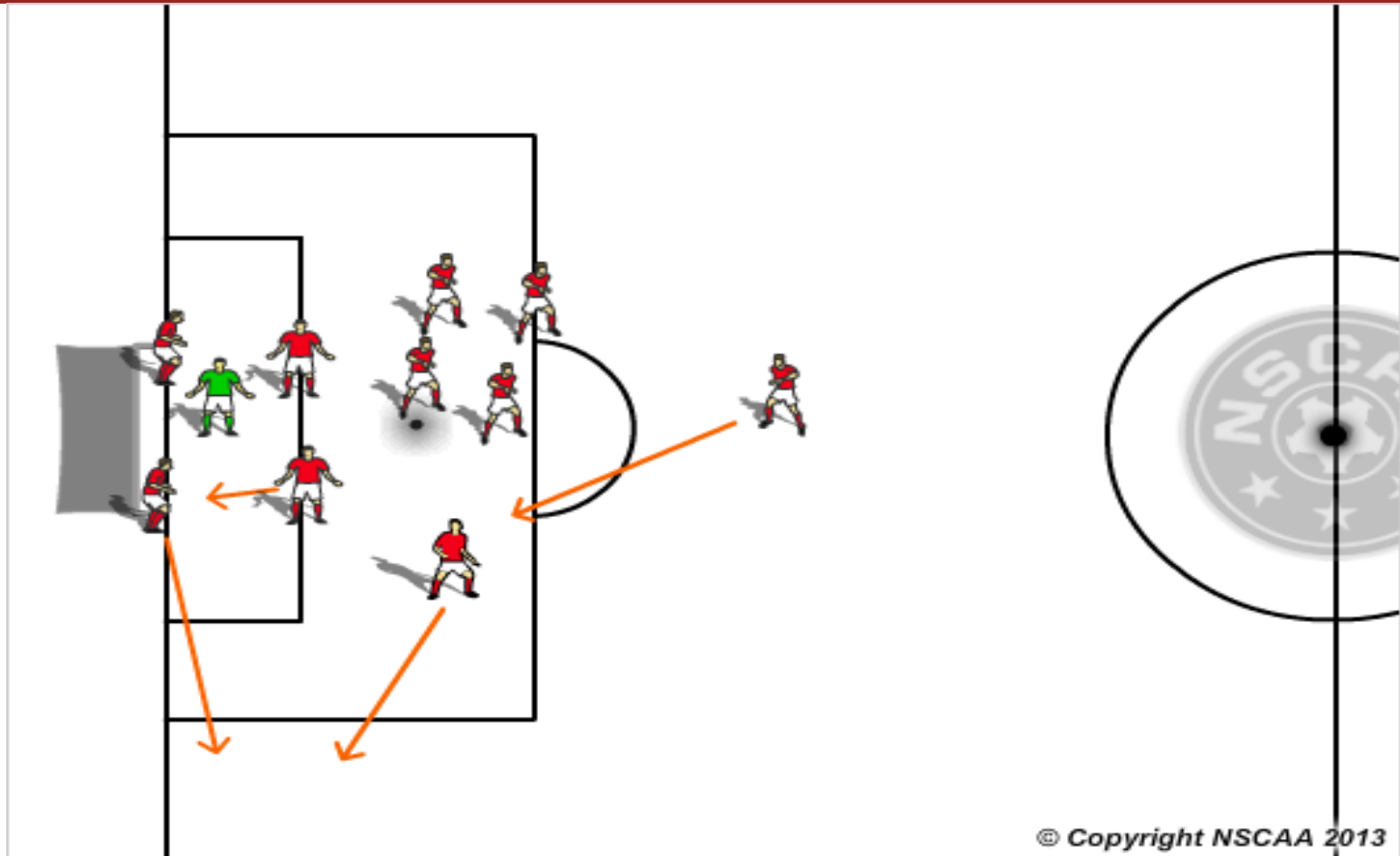
- Organization
 - ▣ # of players on the ball? Short Corner?
 - ▣ Marking in the box
 - ▣ Mark player on GK?
 - ▣ Zonal players
- Communication
 - ▣ Away – Keeper
 - ▣ Out – clear post
 - ▣ Reorganize
- Distribution
 - ▣ Start attack



Keys to Success on Defensive CK's

- Be Prepared
 - ▣ know exactly WHAT your responsibility are
- Be Organized
- Be Aware
 - ▣ know exactly WHO is where at all times
 - ▣ know WHO is the most dangerous, have them accounted for
- Be Active
 - ▣ know WHEN to move
- Get to the ball or call AWAY!

Defensive Corner Kicks



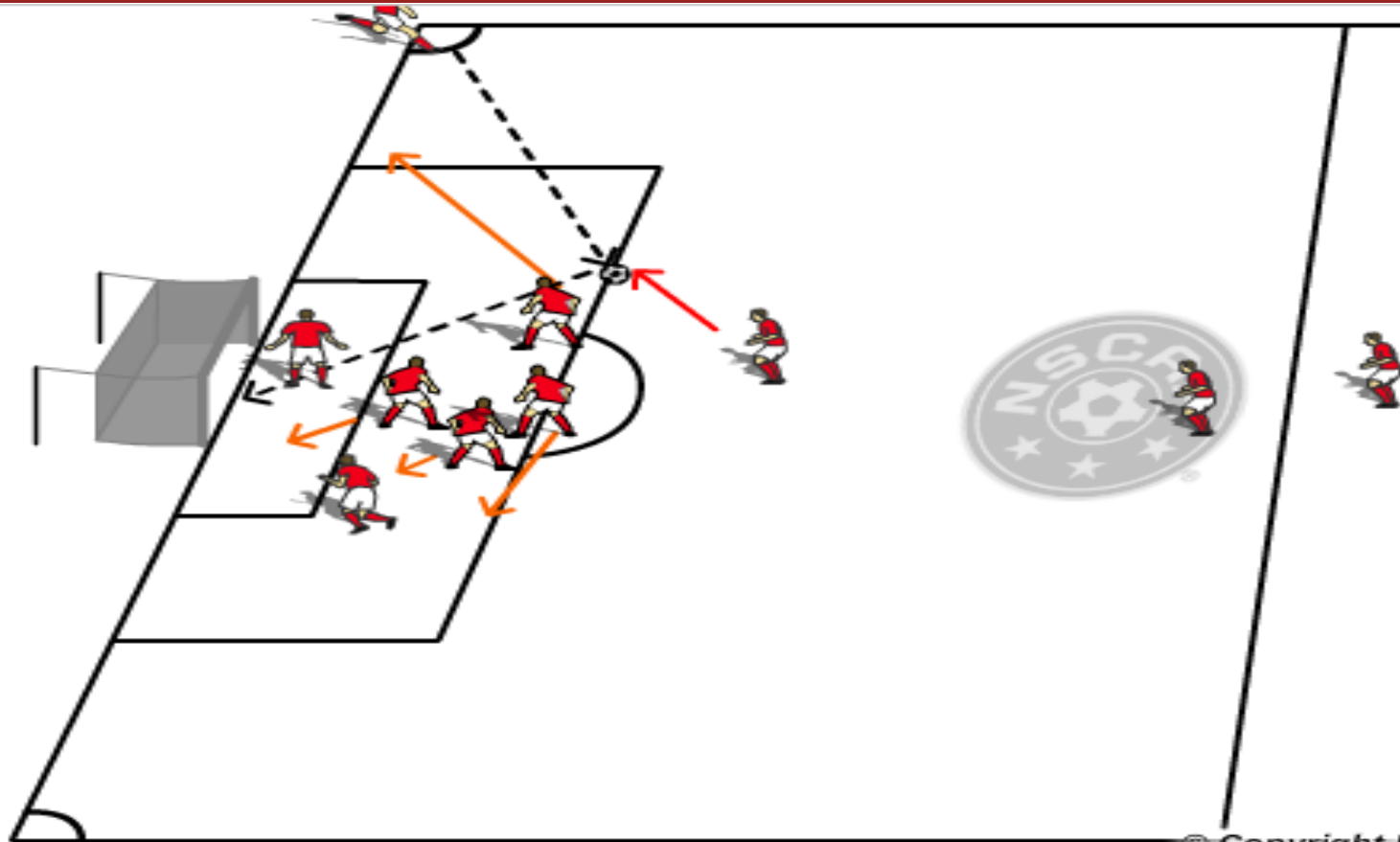
© Copyright NSCAA 2013

Combination Zonal and Man to man. Movement indicates when there is a short corner situation.

Keys to Success on Offensive CK's

- See what defense gives and what is available.
Use signals or not?
 - ▣ know exactly WHAT your responsibility are
- Execute and adjust and IMPROVISE!
- Be Active – Be more alert than the opposition
 - ▣ know WHEN to move – timing is essential
- Recover quickly avoid counterattacks!

Offensive Corner Kicks



© Copyright NSCAA-2013

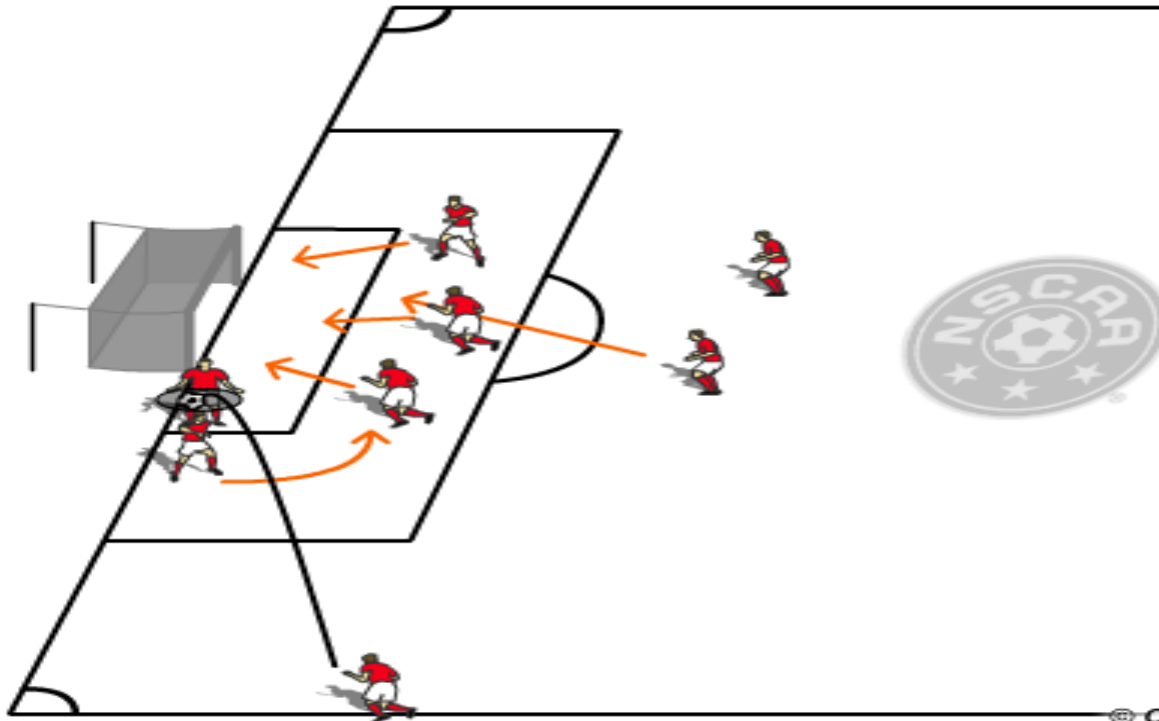
Offensive Corner Kick - 1 of many options. This is a dummy play to a late arriving runner. Other options: 1. Drive near post. 2. Flight back post. 3. Bend into the slot. 4. Drive on the ground to near post dummy. 5. Short-serve back post. 6. 3rd player in the corner. 7. Dummy (shown) 8. Medium short 9. Load the 6. 10. Improvise!

Attacking Throw Ins

- In Defensive third
 - ▣ Up field – Down Line
- In Offensive & Middle third
 - ▣ Quick Throw to Attack
 - ▣ Maintain Possession
 - ▣ Keep Balance



Offensive Long Throw-Ins



© Copyright NSCAA 2013

Offensive Long Throw-in. There are a number of variations off this. The key is to flick on ball or compete so that it hits the ground and is alive near the goal. All players execute their runs and occasionally that back post runner has a little tap in!

Defending Throw Ins

- In Defensive third
 - ▣ Mark Up
 - ▣ Force Play Back
- In Offensive/Middle third
 - ▣ #'s Behind the Ball
 - ▣ Organize
- Dealing with Long throw in
 - ▣ Like CK?
 - ▣ Aware of flick – target
 - ▣ Front & Back Target





Defensive / Offensive Free Kicks

Quick Free Kick

Inside Shooting Range

Outside Shooting Range

Defensive Free Kicks

- Organization
 - ▣ Get player in front of the ball
 - ▣ Distance – cross or service/quick free kick
 - ▣ Wall needed? Organization of the wall
- Communication
 - ▣ # of players in the wall
 - ▣ Where to hold line
 - ▣ Marking in the box
- Make save on the shot!

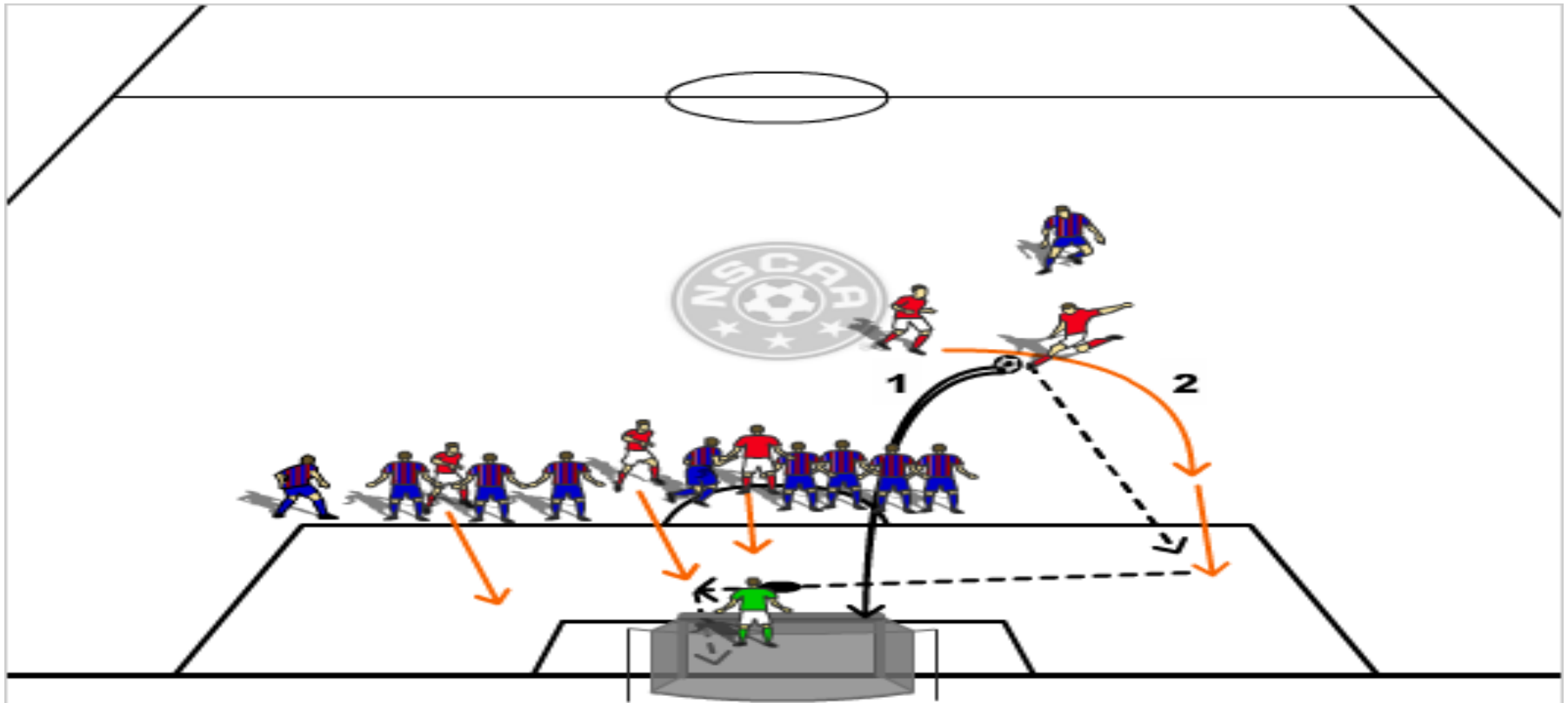


Offensive Free Kicks

- Organization
 - ▣ Free Kick specialist go forward/best headers forward for services so...
 - ▣ Keep players back – maintain balance
 - ▣ Avoid counter attack
- Communication
 - ▣ Positive
 - ▣ Limited
 - ▣ Game Management



Offensive Free Kicks (Shooting Range)



© Copyright NSCAA 2013

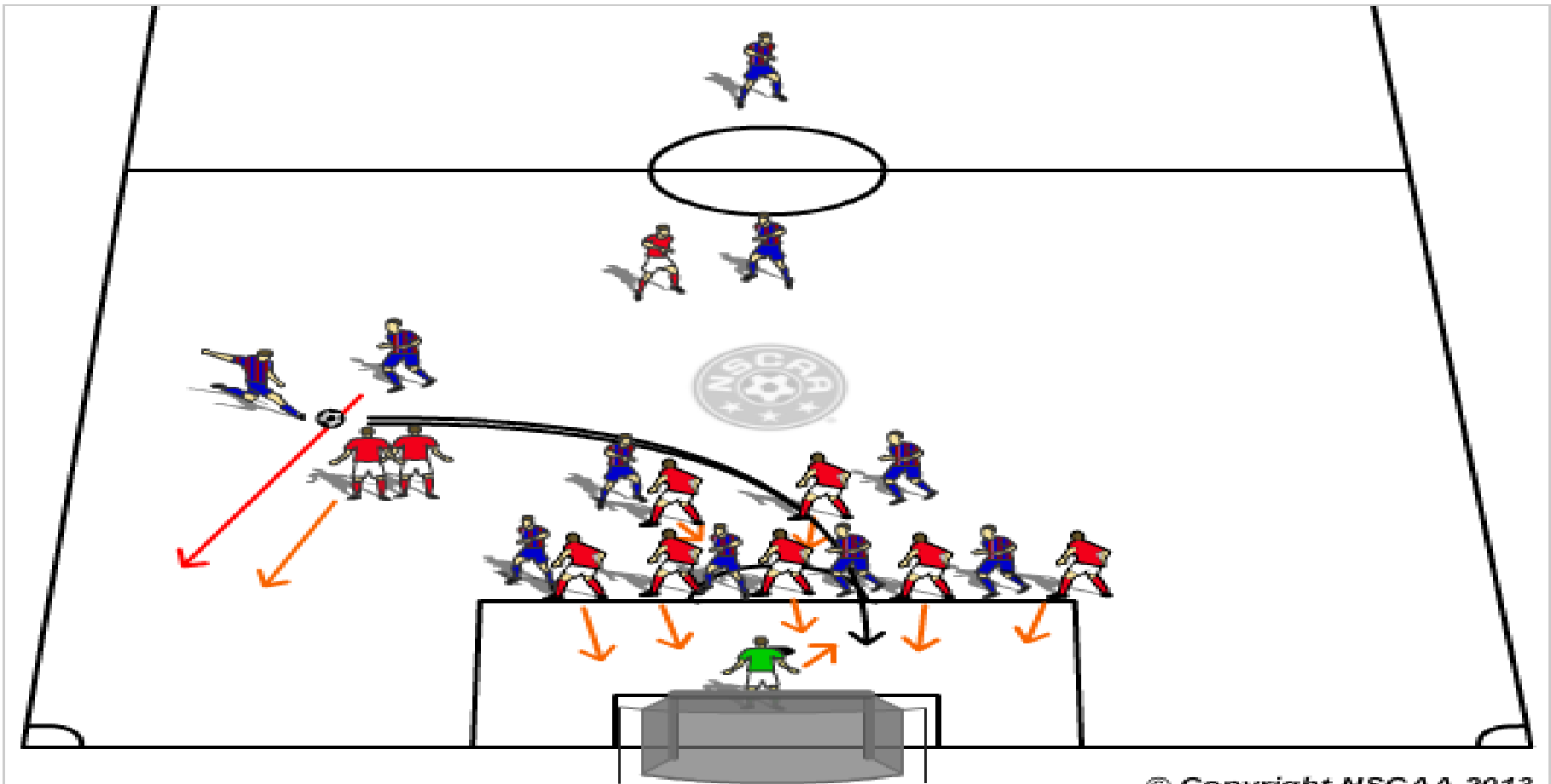
The best play on Free Kicks is to develop a player or 2 who can bend it over the ball and score directly from the free kick. There are some very intricate plays also with runs behind the wall. A 2nd option IF the defending team does not have the outside of the wall covered is to run someone over the ball and play them in as shown (2).

Defensive FK -Outside Shooting Range

- Organization
 - ▣ Get player in front of the ball
 - ▣ Distance – shot/quick free kick
 - ▣ Wall needed? Organization of the wall
- Communication
 - ▣ # of players in the wall
 - ▣ Where to hold line
 - ▣ Marking in the box
- Make save

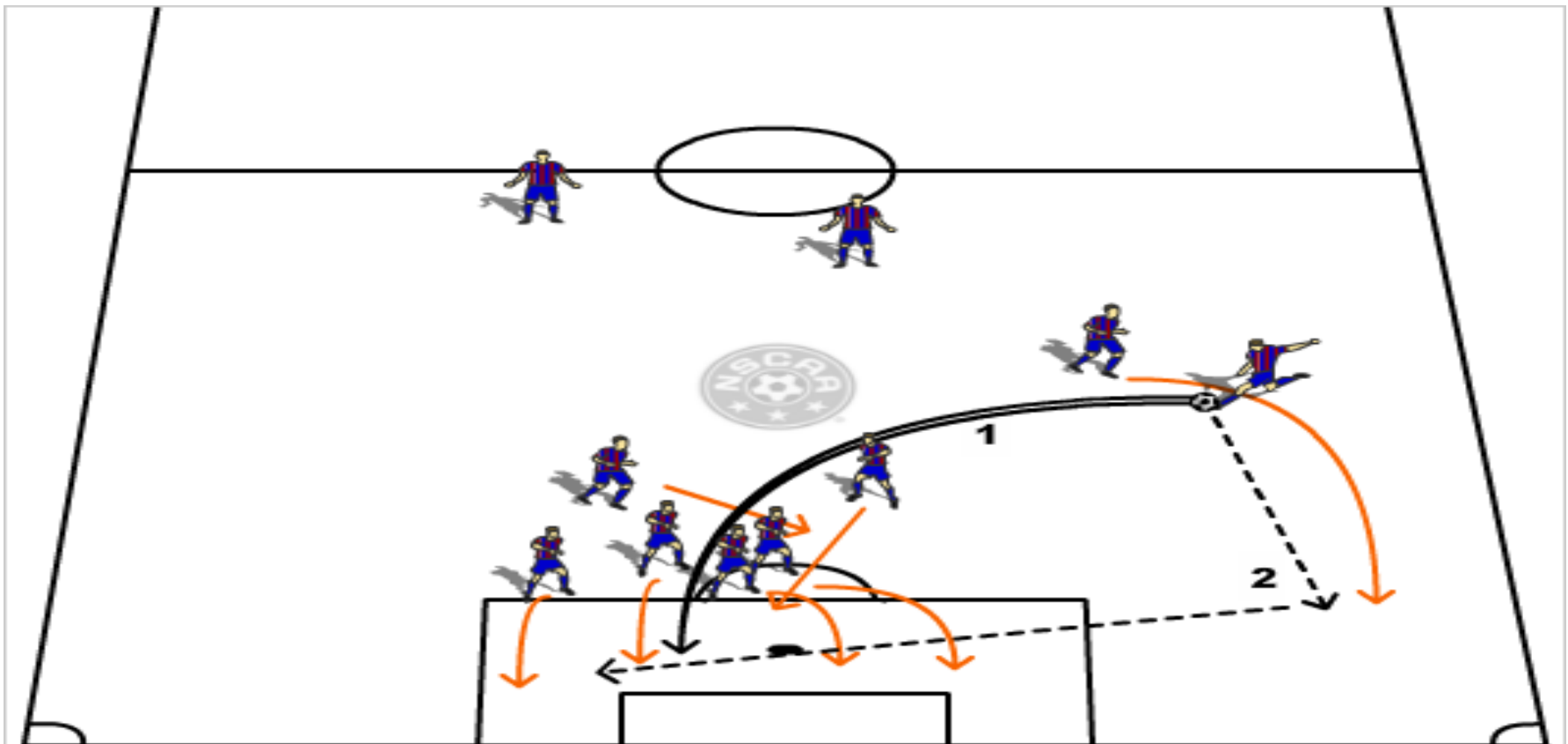


Defensive FK - Outside Shooting Range



Keys - where to set the defensive restraining line. Marking and when to drop into the PA. Covering the top of the D' for half-clears. The goalkeeper coming and winning overhit balls.

Offensive FK – Outside Shooting Range



© Copyright NSCAA 2013

The object of the server is to bend the ball into the penalty area at just above head height so that if no one touches the ball it will bend into the back of the net. The backpost runners have an option of heading to goal or heading across goal to the front post runners. There is also one late arriving runner.


Goal Kicks

- Defensive
- Organize players at the distance of the kicks
 - ▣ Get ball winners there
 - ▣ Organize 1st and 2nd ball
- Keep Balance on Defense
- Offensive
 - ▣ Play quick and short
 - ▣ Serve to target - win 2nd ball!



Penalty Kicks

- In the Game
 - ▣ Rebound is Live
- Penalty Kick Shoot Out
 - ▣ Manage: tech/tact; mental
Player, Coach, Research



Questions and Answers

Tony DiCicco – tony@soccerplus.org

- SoccerPlus Camps (Goalkeeper School; FieldPlayer Academy)
 - www.soccerplus.org
- NSCAA
 - www.nscad.com